



Summary of New categoriwise stations details over NCR					
S.N	Category of Station	ALD	JHS	AGC	Total No. of station
1	NSG 1	0	0	0	0
2	NSG 2	2	2	2	6
3	NSG 3	5	2	1	8
4	NSG 4	6	7	2	15
5	NSG 5	25	14	9	48
6	NSG 6	87	89	53	229
7	SG 1	0	0	0	0
8	SG 2	0	0	0	0
9	SG 3	0	0	0	0
10	HG 1	0	0	0	0
11	HG 2	12	7	7	26
12	HG 3	14	37	22	73
Total		151	158	96	405


PCCM/NCR/ALD 14/6/18


PCE/NCR/ALD 14/6

NSG 1 Class stations over N.C.Railway, Allahabad

SN	Station Name	Station code	Name of division	State	Earlier Category of the station	Category based on passenger earning of 2016-17	Annual Passenger earnings during 2016-17 (In Crore)	Total no. of Passengers booked during 2016-17	Daily Avg. No. of passenger booked during 2016-17
- Nil -									


PCCM/NCR/ALD


PCE/NCR/ALD 10/6

NSG 2 Class stations over N.C.Railway, Allahabad


SN	Station Name	Station code	Name of division	State	Earlier Category of the station	Category based on passenger earning of 2016-17	Annual Passenger earnings during 2016-17 (In Crore)	Total no. of Passengers booked during 2016-17	Daily Avg. No. of passenger booked during 2016-17
1	Agra Cantt	AGC	AGC	UP	A-1	NSG-2	160.86	7,224,446	19,793
2	Mathura Jn.	MTJ	AGC	UP	A-1	NSG-2	114.88	9,663,066	26,474
3	Kanpur Central Jn.	CNB	ALD	UP	A-1	NSG-2	306.60	15,453,714	42,339
4	Allahabad Jn.	ALD	ALD	UP	A-1	NSG-2	307.83	9,745,916	26,701
5	Jhansi Jn.	JHS	JHS	UP	A-1	NSG-2	172.08	9,113,685	24,969
6	Gwalior Jn.	GWL	JHS	MP	A-1	NSG-2	183.04	8,696,125	23,825


PCCM/NCR/ALD


PCE/NCR/ALD

NSG 3 Class stations over N.C.Railway, Allahabad


SN	Station Name	Station code	Name of division	State	Earlier Category of the station	Category based on passenger earning of 2016-17	Annual Passenger earnings during 2016-17 (In Crore)	Total no. of Passengers booked during 2016-17	Daily Avg. No. of passenger booked during 2016-17
1	Agra Fort	AF	AGC	UP	A	NSG 3	55.17	2,678,747	7,339
2	Tundla Jn.	TDL	ALD	UP	A	NSG 3	26.39	2,061,383	5,648
3	Mirzapur	MZP	ALD	UP	A	NSG 3	33.06	1,864,170	5,107
4	Etawah Jn.	ETW	ALD	UP	A	NSG 3	33.09	3,124,326	8,560
5	Aligarh Jn.	ALJN	ALD	UP	A	NSG 3	52.46	6,873,577	18,832
6	Allahabad Chheoki	ACOI	ALD	UP	B	NSG 3	42.28	1,186,665	3,251
7	Banda Jn.	BNDA	JHS	UP	A	NSG 3	21.41	2,920,000	8,000
8	Morena	MRA	JHS	MP	A	NSG 3	24.33	3,068,190	8,406


PCCM/NCR/ALD


PCE/NCR/ALD

NSG 4 Class stations over N.C.Railway, Allahabad

SN	Station Name	Station code	Name of division	State	Earlier Category of the station	Category based on passenger earning of 2016-17	Annual Passenger earnings during 2016-17 (In Crore)	Total no. of Passengers booked during 2016-17	Daily Avg. No. of passenger booked during 2016-17
1	Raja Ki Mandi	RKM	AGC	UP	A	NSG 4	16.96	1,775,061	4,863
2	Kosi Kalan	KSV	AGC	UP	D	NSG 4	5.15	2,953,372	8,091
3	Phaphund	PHD	ALD	UP	A	NSG 4	11.05	1,594,668	4,369
4	Fatehpur	FTP	ALD	UP	A	NSG 4	18.38	1,681,940	4,608
5	Manikpur Jn.	MKP	ALD	UP	B	NSG 4	13.13	1,124,075	3,080
6	Dadri	DER	ALD	UP	D	NSG 4	3.44	2,392,196	6,554
7	Khurja Jn.	KRJ	ALD	UP	D	NSG 4	5.23	2,121,802	5,813
8	Kanpur Anwarganj	CPA	ALD	UP	B	NSG 4	10.31	1,867,398	5,116
9	Lalitpur Jn.	LAR	JHS	UP	A	NSG 4	19.79	2,010,055	5,507
10	Orai	ORAI	JHS	UP	A	NSG 4	12.13	2,145,470	5,878
11	Chitrakutdham Karwi	CKTD	JHS	UP	A	NSG 4	16.12	1,722,435	4,719
12	Mahoba Jn.	MBA	JHS	UP	A	NSG 4	16.37	1,512,195	4,143
13	Datia	DAA	JHS	MP	B	NSG 4	11.78	1,301,225	3,565
14	Dabra	DBA	JHS	MP	B	NSG 4	9.86	2,337,825	6,405
15	Khajuraho	KURJ	JHS	MP	B	NSG 4	11.68	507,350	1,390


PCCM/NCR/ALD


PCE/NCR/ALD


NSG 5 Class stations over N.C.Railway, Allahabad

SN	Station Name	Station code	Name of division	State	Earlier Category of the station	Category based on passenger earning of 2016-17	Annual Passenger earnings during 2016-17 (In Crore)	Total no. of Passengers booked during 2016-17	Daily Avg. No. of passenger booked during 2016-17
1	Dhaulpur	DHO	AGC	RAJ	B	NSG 5	9.61	1,237,788	3,391
2	Bhuteshwar	BTSR	AGC	UP	D	NSG 5	2.08	1,084,159	2,970
3	Idgah	IDH	AGC	UP	D	NSG 5	3.55	1,029,053	2,819
4	Achhnera Jn.	AH	AGC	UP	D	NSG 5	2.29	961,100	2,633
5	Nadbai	NBI	AGC	RAJ	D	NSG 5	1.28	389,663	1,068
6	Mandawar Mahwa Road	MURD	AGC	RAJ	D	NSG 5	1.31	318,506	873
7	Goverdhan	GDO	AGC	UP	E	NSG 5	2.53	285,743	783
8	Hodal	HDL	AGC	HR	D	NSG 5	1.08	1,210,114	3,315
9	Kherli	KL	AGC	RAJ	D	NSG 5	2.15	549,551	1,506
10	Vindhyachal	BDL	ALD	UP	B	NSG 5	5.29	484,250	1,327
11	Shikohabad Jn.	SKB	ALD	UP	B	NSG 5	7.94	1,132,766	3,103
12	Bharwari	BRE	ALD	UP	D	NSG 5	1.30	309,137	847
13	Achalda	ULD	ALD	UP	D	NSG 5	1.36	497,760	1,364
14	Chola	CHL	ALD	UP	D	NSG 5	1.37	1,625,173	4,453
15	Manda Road	MNF	ALD	UP	D	NSG 5	1.38	194,372	533
16	Robertsganj	RBGJ	ALD	UP	D	NSG 5	1.86	318,273	872
17	Dankaur	DKDE	ALD	UP	D	NSG 5	1.86	1,893,147	5,187
18	Panki	PNK	ALD	UP	D	NSG 5	2.17	646,145	1,770
19	Khaga	KGA	ALD	UP	D	NSG 5	2.45	373,370	1,023
20	Dabhaura	DBR	ALD	UP	D	NSG 5	2.45	291,137	798
21	Mainpuri Jn.	MNQ	ALD	UP	D	NSG 5	2.50	479,493	1,314
22	Naini Jn.	NYN	ALD	UP	D	NSG 5	2.53	460,360	1,261
23	Sirathu	SRO	ALD	UP	D	NSG 5	2.55	403,122	1,104
24	Rura	RURA	ALD	UP	D	NSG 5	2.66	1,106,467	3,031
25	Bharthana	BNT	ALD	UP	D	NSG 5	2.78	730,114	2,000
26	Meja Road	MJA	ALD	UP	D	NSG 5	3.02	438,784	1,202
27	Govindpuri	GOY	ALD	UP	D	NSG 5	3.49	1,065,364	2,919
28	Jhinhak	JJK	ALD	UP	D	NSG 5	3.58	892,686	2,446
29	Chunar Jn.	CAR	ALD	UP	D	NSG 5	4.29	534,624	1,465
30	Hathras Jn.	HRS	ALD	UP	D	NSG 5	4.32	1,146,182	3,140
31	Shankargarh	SRJ	ALD	UP	D	NSG 5	8.50	422,575	1,158
32	Bhongaon	BGQ	ALD	UP	E	NSG 5	1.03	267,384	733
33	Firozabad	FZD	ALD	UP	B	NSG 5	8.96	1,203,993	3,299
34	Wair	WAIR	ALD	UP	E	NSG 5	0.74	1,081,852	2,964
35	Babina	BAB	JHS	UP	B	NSG 5	5.96	240,170	658
36	Bela tal	BTX	JHS	UP	D	NSG 5	1.19	248,200	680
37	Bharwa Sumerpur	BSZ	JHS	UP	D	NSG 5	1.99	657,000	1,800
38	Bhind	BIX	JHS	MP	D	NSG 5	3.80	671,235	1,839

PCCM/NCR/ALD

PCE/NCR/ALD

SN	Station Name	Station code	Name of division	State	Earlier Category of the station	Category based on passenger earning of 2016-17	Annual Passenger earnings during 2016-17 (In Crore)	Total no. of Passengers booked during 2016-17	Daily Avg. No. of passenger booked during 2016-17
39	Ghatampur	GTM	JHS	UP	D	NSG 5	1.56	456,250	1,250
40	Harpalpur	HPP	JHS	MP	D	NSG 5	7.39	769,055	2,107
41	Kalpi	KPI	JHS	UP	D	NSG 5	1.47	309,155	847
42	Kulpahar	KLAR	JHS	UP	D	NSG 5	1.45	205,130	562
43	Mau Ranipur	MRPR	JHS	UP	D	NSG 5	5.84	1,095,730	3,002
44	Pokhrayan	PHN	JHS	UP	D	NSG 5	2.96	371,570	1,018
45	Ragaul	RGU	JHS	UP	D	NSG 5	2.85	666,125	1,825
46	Talbahat	TBT	JHS	UP	D	NSG 5	1.75	282,875	775
47	Atarra	ATE	JHS	UP	B	NSG 5	9.79	949,000	2,600
48	Niwari	NEW	JHS	MP	E	NSG 5	1.24	212,795	583


PCCM/NCR/ALD


PCE/NCR/ALD

NSG 6 Class stations over N.C.Railway, Allahabad

SN	Station Name	Station code	Name of division	State	Earlier Category of the station	Category based on passenger earning of 2016-17	Annual Passenger earnings during 2016-17 (In Crore)	Total no. of Passengers booked during 2016-17	Daily Avg. No. of passenger booked during 2016-17
1	Mania	MIA	AGC	RAJ	E	NSG 6	0.05	30,715	84
2	Jajau	JJ	AGC	UP	E	NSG 6	0.13	60,882	167
3	Bhandai Jn.	BHA	AGC	UP	E	NSG 6	0.05	25,361	69
4	Agra City	AGA	AGC	UP	E	NSG 6	0.07	31,897	87
5	Bilochpura	BFP	AGC	UP	E	NSG 6	0.06	30,984	85
6	Runkuta	RNKA	AGC	UP	E	NSG 6	0.06	26,581	73
7	Farah	FAR	AGC	UP	E	NSG 6	0.02	12,317	34
8	Kitham	KXM	AGC	UP	E	NSG 6	0.04	24,910	68
9	Baad	BAD	AGC	UP	E	NSG 6	0.05	23,986	66
10	Vrindavan	BDB	AGC	UP	E	NSG 6	0.02	4,599	13
11	Ajhai	AJH	AGC	UP	E	NSG 6	0.25	191,793	525
12	Rundhi	RDE	AGC	HR	E	NSG 6	0.57	998,152	2,735
13	Etmadpur	ETUE	AGC	UP	E	NSG 6	0.03	21,324	58
14	Kuberpur	KBP	AGC	UP	E	NSG 6	0.06	40,476	111
15	Chhalesar	CHLR	AGC	UP	E	NSG 6	0.02	9,180	25
16	Yamuna Bridge	JAB	AGC	UP	E	NSG 6	0.33	120,706	331
17	Pathauli	PTLI	AGC	UP	E	NSG 6	0.10	61,664	169
18	Mirhakur	MIQ	AGC	UP	E	NSG 6	0.10	65,959	181
19	Kiraoli	KLB	AGC	UP	E	NSG 6	0.31	196,261	538
20	Chata	CHJ	AGC	UP	E	NSG 6	0.77	494,393	1,355
21	Fatehpur Sikri	FTS	AGC	UP	E	NSG 6	0.64	487,679	1,336
22	Rupbas	RBS	AGC	RAJ	E	NSG 6	0.70	403,531	1,106
23	Bansi Paharpur	BIQ	AGC	RAJ	E	NSG 6	0.23	174,364	478
24	Bandh Baretha	BR	AGC	RAJ	E	NSG 6	0.07	48,356	132
25	Bichpuri	BCP	AGC	UP	E	NSG 6	0.20	152,632	418
26	Raibha	RAI	AGC	UP	E	NSG 6	0.12	161,710	443
27	Chikasana	CIK	AGC	RAJ	E	NSG 6	0.08	79,399	218
28	Ikran	IK	AGC	RAJ	E	NSG 6	0.08	71,353	195
29	Helak	HK	AGC	RAJ	E	NSG 6	0.06	59,663	163
30	Paparera	PPEA	AGC	RAJ	E	NSG 6	0.05	42,818	117
31	Ghosrana	GOS	AGC	RAJ	E	NSG 6	0.04	27,078	74
32	Karanpura	KPO	AGC	RAJ	E	NSG 6	0.03	20,631	57
33	Biwai	BW	AGC	RAJ	E	NSG 6	0.02	14,129	39
34	Parkham	PRK	AGC	UP	E	NSG 6	0.16	171,348	469
35	Bhainsa	BSA	AGC	UP	E	NSG 6	0.05	70,497	193
36	Mora	MROA	AGC	UP	E	NSG 6	0.05	25,713	70
37	Deeg	DEEG	AGC	RAJ	E	NSG 6	0.79	251,902	690
38	Bedham	BEDM	AGC	RAJ	E	NSG 6	0.10	53,565	147
39	Brij Nagar	BINR	AGC	RAJ	E	NSG 6	0.59	233,445	640
40	Govindgarh	GVH	AGC	RAJ	E	NSG 6	0.51	238,892	654
41	Ramgarh	RAH	AGC	RAJ	E	NSG 6	0.21	111,024	304

PCCM/NCR/ALD

PCE/NCR/ALD

SN	Station Name	Station code	Name of division	State	Earlier Category of the station	Category based on passenger earning of 2016-17	Annual Passenger earnings during 2016 - 17 (In Crore)	Total no. of Passengers booked during 2016-17	Daily Avg. No. of passenger booked during 2016-17
42	Ootward	OTD	AGC	RAJ	E	NSG 6	0.05	33,605	92
43	Bari	BARI	AGC	RAJ	E	NSG 6	0.09	88,950	244
44	Mohari	MHF	AGC	RAJ	E	NSG 6	0.01	7,353	20
45	Vrindaban Road	VRBD	AGC	UP	E	NSG 6	0.38	208,385	571
46	Sholaka	SHLK	AGC	HR	E	NSG 6	0.33	545,132	1,494
47	Tantpur	TPO	AGC	UP	E	NSG 6	0.02	23,746	65
48	Sirmuttra	SRMT	AGC	RAJ	E	NSG 6	0.06	42,180	116
49	Behaj	BEHJ	AGC	RAJ	E	NSG 6	0.02	7,196	20
50	Fatehabad	FAB	AGC	UP	E	NSG 6	0.05	27,182	74
51	Bah	HAB	AGC	UP	E	NSG 6	0.04	17,526	48
52	Jadoli Ka Bas	JBS	AGC	RAJ	E	NSG 6	0.09	58,110	159
53	Shamshabad Town	SSDT	AGC	UP	E	NSG 6	0.03	19,865	54
54	Jalesar Road	JLS	ALD	UP	D	NSG 6	0.95	391,153	1,072
55	Madaraha	MFX	ALD	UP	E	NSG 6	0.01	3,241	9
56	Bidanpur	BDNP	ALD	UP	E	NSG 6	0.01	4,709	13
57	Katoghan	KTCE	ALD	UP	E	NSG 6	0.01	6,381	17
58	Jeonathpur	JEP	ALD	UP	E	NSG 6	0.01	7,068	19
59	Athsarai	ASCE	ALD	UP	E	NSG 6	0.02	9,668	26
60	Birohe	BEO	ALD	UP	E	NSG 6	0.02	13,278	36
61	Kanspur Gugauli	KSQ	ALD	UP	E	NSG 6	0.02	20,337	56
62	Kunwar	KUW	ALD	UP	E	NSG 6	0.03	18,017	49
63	Kurasti Kalan	KKS	ALD	UP	E	NSG 6	0.03	19,109	52
64	Majhiari	MJHR	ALD	UP	E	NSG 6	0.03	21,507	59
65	Dagmagpur	DAP	ALD	UP	E	NSG 6	0.03	23,728	65
66	Jhingura	JHG	ALD	UP	E	NSG 6	0.03	55,540	152
67	Chakeri	CHK	ALD	UP	E	NSG 6	0.04	21,142	58
68	Chandari	CNBI	ALD	UP	E	NSG 6	0.04	18,048	49
69	Lohgara	LOG	ALD	UP	E	NSG 6	0.04	19,047	52
70	Iradatganj	IDGJ	ALD	UP	E	NSG 6	0.04	13,407	37
71	Kailahat	KYT	ALD	UP	E	NSG 6	0.04	12,431	34
72	Bheerpur	BEP	ALD	UP	E	NSG 6	0.04	42,735	117
73	Malwan	MWH	ALD	UP	E	NSG 6	0.05	33,431	92
74	Aung	AUNG	ALD	UP	E	NSG 6	0.05	43,235	118
75	Karchana	KCN	ALD	UP	E	NSG 6	0.05	41,078	113
76	Faizullapur	FYZ	ALD	UP	E	NSG 6	0.06	17,788	49
77	Manzoorgarhi	MZGI	ALD	UP	E	NSG 6	0.06	42,169	116
78	Karbigwan	KBN	ALD	UP	E	NSG 6	0.06	72,172	198
79	Agori Khas	AGY	ALD	UP	E	NSG 6	0.06	20,024	55
80	Prempur	PMPR	ALD	UP	E	NSG 6	0.06	85,440	234
81	Bamhraul	BMU	ALD	UP	E	NSG 6	0.06	29,766	82
82	Manoharganj	MNJ	ALD	UP	E	NSG 6	0.07	34,836	95


PCCM/NCR/ALD


PCE/NCR/ALD

SN	Station Name	Station code	Name of division	State	Earlier Category of the station	Category based on passenger earning of 2016-17	Annual Passenger earnings during 2016-17 (In Crore)	Total no. of Passengers booked during 2016-17	Daily Avg. No. of passenger booked during 2016-17
83	Khairahi	KHRY	ALD	UP	E	NSG 6	0.07	41,350	113
84	Panhai	PNHI	ALD	UP	E	NSG 6	0.07	50,213	138
85	Harduaganj	HGJ	ALD	UP	E	NSG 6	0.09	53,687	147
86	Pahara	PRE	ALD	UP	E	NSG 6	0.09	100,138	274
87	Ahraura Road	ARW	ALD	UP	E	NSG 6	0.09	26,976	74
88	Mota	MOTA	ALD	UP	E	NSG 6	0.11	82,099	225
89	Mahrawal	MWUE	ALD	UP	E	NSG 6	0.11	63,670	174
90	Gaipura	GAE	ALD	UP	E	NSG 6	0.12	84,426	231
91	Nibkarori	NBUE	ALD	UP	E	NSG 6	0.13	89,277	245
92	Hirangaon	HNG	ALD	UP	E	NSG 6	0.13	89,414	245
93	Kosma	KOZ	ALD	UP	E	NSG 6	0.13	83,707	229
94	Ekdil	EKL	ALD	UP	E	NSG 6	0.13	78,493	215
95	Makkhanpur	MNR	ALD	UP	E	NSG 6	0.13	76,605	210
96	Churk	CUK	ALD	UP	E	NSG 6	0.14	27,689	76
97	Bhaupur	BPU	ALD	UP	E	NSG 6	0.14	189,413	519
98	Daud Khan	DAQ	ALD	UP	E	NSG 6	0.15	100,706	276
99	Pata	PATA	ALD	UP	E	NSG 6	0.15	89,689	246
100	Mitawali	MTI	ALD	UP	E	NSG 6	0.15	83,710	229
101	Manauri	MRE	ALD	UP	E	NSG 6	0.18	46,187	127
102	Balrai	BBL	ALD	UP	E	NSG 6	0.20	114,735	314
103	Kaurara	KA	ALD	UP	E	NSG 6	0.22	129,724	355
104	Lusa	LUSA	ALD	UP	E	NSG 6	0.22	85,788	235
105	Jasra	JSR	ALD	UP	E	NSG 6	0.23	49,046	134
106	Maitha	MTO	ALD	UP	E	NSG 6	0.23	239,991	658
107	Ambiapur	AAP	ALD	UP	E	NSG 6	0.24	164,771	451
108	Jigna	JIA	ALD	UP	E	NSG 6	0.27	167,575	459
109	Chamrola	CMR	ALD	UP	E	NSG 6	0.28	133,372	365
110	Jalesar City	JSC	ALD	UP	E	NSG 6	0.29	240,317	658
111	Kulwa	KLA	ALD	UP	E	NSG 6	0.29	178,754	490
112	Bargarh	BRG	ALD	UP	E	NSG 6	0.31	89,252	245
113	Bindki Road	BKO	ALD	UP	E	NSG 6	0.33	104,395	286
114	Kanchausi	KNS	ALD	UP	E	NSG 6	0.37	192,020	526
115	Bhadan	BDN	ALD	UP	E	NSG 6	0.38	196,050	537
116	Mandrak	MXK	ALD	UP	E	NSG 6	0.39	530,124	1,452
117	Etah	ETAH	ALD	UP	E	NSG 6	0.43	253,538	695
118	Pora	PORA	ALD	UP	E	NSG 6	0.44	261,690	717
119	Maripat	MIU	ALD	UP	E	NSG 6	0.47	990,487	2,714
120	Jaswantnagar	JGR	ALD	UP	E	NSG 6	0.48	212,406	582
121	Barhan Jn.	BRN	ALD	UP	E	NSG 6	0.58	326,775	895
122	Ajaibpur	AJR	ALD	UP	E	NSG 6	0.58	796,420	2,182
123	Hathras Qilah	HRF	ALD	UP	E	NSG 6	0.67	228,232	625

PCCM/NCR/ALD

PCE/NCR/ALD


SN	Station Name	Station code	Name of division	State	Earlier Category of the station	Category based on passenger earning of 2016-17	Annual Passenger earnings during 2016-17 (in Crore)	Total no. of Passengers booked during 2016-17	Daily Avg. No. of passenger booked during 2016-17
124	Danwar	DAR	ALD	UP	E	NSG 6	0.94	866,629	2,374
125	Subedarganj	SFG	ALD	UP	B	NSG 6	0.14	75,463	207
126	Somna	SOM	ALD	UP	D	NSG 6	0.93	523,065	1,433
127	Rooma	RXM	ALD	UP	E	NSG 6	0.01	5,265	14
128	Sath Naraini	SNIE	ALD	UP	E	NSG 6	0.03	18,432	50
129	Saiyid Sarawan	SYWN	ALD	UP	E	NSG 6	0.04	14,456	40
130	Sirsaul	SSL	ALD	UP	E	NSG 6	0.06	46,871	128
131	Sarai Bhopat	SB	ALD	UP	E	NSG 6	0.07	34,520	95
132	Rasulabad	RUB	ALD	UP	E	NSG 6	0.08	44,876	123
133	Unchdih	UND	ALD	UP	E	NSG 6	0.11	88,060	241
134	Saktesgarh	SKGH	ALD	UP	E	NSG 6	0.12	46,744	128
135	Samhon	SHW	ALD	UP	E	NSG 6	0.12	82,743	227
136	Shujatpur	SJT	ALD	UP	E	NSG 6	0.13	20,770	57
137	Sikandarpur	SKQ	ALD	UP	E	NSG 6	0.49	541,167	1,483
138	Sasni	SNS	ALD	UP	E	NSG 6	0.55	349,101	956
139	Karhal	KAHL	ALD	UP	E	NSG 6	-	-	-
140	Kataiya Dandi Halt	KTDD	ALD	UP	E	NSG 6	0.05	33,594	92
141	Ait Jn.	AIT	JHS	UP	D	NSG 6	0.80	144,175	395
142	Birlanagar	BLNR	JHS	MP	D	NSG 6	0.92	540,930	1,482
143	Anantpaith	AEH	JHS	MP	E	NSG 6	0.01	9,490	26
144	Agasod	AGD	JHS	MP	E	NSG 6	0.02	9,125	25
145	Akona	AKW	JHS	UP	E	NSG 6	0.16	109,500	300
146	Antri	ARI	JHS	MP	E	NSG 6	0.04	30,295	83
147	Ata	ATA	JHS	UP	E	NSG 6	0.08	27,740	76
148	Banmore	BAO	JHS	MP	E	NSG 6	0.20	85,045	233
149	Bhua	BHUA	JHS	UP	E	NSG 6	0.01	4,015	11
150	Birpur	BIB	JHS	MP	E	NSG 6	0.10	71,540	196
151	Bahilpurwa	BIP	JHS	UP	E	NSG 6	0.07	45,625	125
152	Bijrotha	BJA	JHS	UP	E	NSG 6	0.05	30,660	84
153	Bijauli	BJI	JHS	UP	E	NSG 6	0.03	15,330	42
154	Bamour Gaon	BMZ	JHS	MP	E	NSG 6	0.08	67,160	184
155	Burhpura	BPW	JHS	UP	E	NSG 6	0.02	16,790	46
156	Bharat Kup	BTKP	JHS	UP	E	NSG 6	0.16	74,460	204
157	Badausa	BUS	JHS	UP	E	NSG 6	0.16	87,600	240
158	Barwa Sagar	BWR	JHS	UP	E	NSG 6	0.42	135,415	371
159	Bhimsen	BZM	JHS	UP	E	NSG 6	0.56	254,770	698
160	Basai	BZY	JHS	MP	E	NSG 6	0.65	142,350	390
161	Chirgaon	CGN	JHS	UP	E	NSG 6	0.67	113,150	310
162	Chaunrah	CNH	JHS	UP	E	NSG 6	0.07	23,725	65
163	Dhaura	DUA	JHS	UP	E	NSG 6	0.31	186,515	511
164	Dailwara	DWA	JHS	UP	E	NSG 6	0.05	26,645	73

PCCM/NCR/ALD


PCE/NCR/ALD

SN	Station Name	Station code	Name of division	State	Earlier Category of the station	Category based on passenger earning of 2016-17	Annual Passenger earnings during 2016-17 (In Crore)	Total no. of Passengers booked during 2016-17	Daily Avg. No. of passenger booked during 2016-17
165	Dingwai	DWI	JHS	UP	E	NSG 6	0.06	45,625	125
166	Erich Road	ERC	JHS	UP	E	NSG 6	0.09	31,025	85
167	Girdharpur	GIW	JHS	MP	E	NSG 6	0.03	22,995	63
168	Gohad Road Halt	GOA	JHS	MP	E	NSG 6	0.02	92,710	254
169	Ghosipura	GOPA	JHS	MP	E	NSG 6	0.18	116,070	318
170	Garhmau	GRM	JHS	UP	E	NSG 6	0.03	13,505	37
171	Hamirpur Road	HAR	JHS	UP	E	NSG 6	0.34	182,500	500
172	Hetampur	HET	JHS	MP	E	NSG 6	0.04	31,390	86
173	Ichauli	ICL	JHS	UP	E	NSG 6	0.20	109,500	300
174	Ikdari	IKD	JHS	MP	E	NSG 6	0.10	74,825	205
175	Jakhaura	JHA	JHS	UP	E	NSG 6	0.19	89,425	245
176	Jakhlaun	JLN	JHS	UP	E	NSG 6	0.39	104,390	286
177	Jora Alapur	JPO	JHS	MP	E	NSG 6	0.21	171,915	471
178	Jiron	JRO	JHS	UP	E	NSG 6	0.02	9,855	27
179	Yamuna South Bank	JSB	JHS	UP	E	NSG 6	0.12	82,125	225
180	Kabrai	KBR	JHS	UP	E	NSG 6	0.17	64,605	177
181	Khajraha	KHJ	JHS	UP	E	NSG 6	0.05	30,660	84
182	Khoh	KHOH	JHS	UP	E	NSG 6	0.11	34,675	95
183	Khurhand	KHU	JHS	UP	E	NSG 6	0.24	109,500	300
184	Khairar jn.	KID	JHS	UP	E	NSG 6	0.12	73,000	200
185	Khojeeepura	KJP	JHS	MP	E	NSG 6	0.06	49,275	135
186	Konch	KNH	JHS	UP	E	NSG 6	0.63	226,300	620
187	Karonda	KOA	JHS	MP	E	NSG 6	0.05	33,215	91
188	Kailaras	KQS	JHS	MP	E	NSG 6	0.24	150,745	413
189	Karari	KRQ	JHS	UP	E	NSG 6	0.03	13,140	36
190	Kotra	KTRA	JHS	MP	E	NSG 6	0.02	10,585	29
191	Kathara Road	KTRR	JHS	UP	E	NSG 6	0.18	182,500	500
192	Lalpur	LLR	JHS	UP	E	NSG 6	0.18	27,375	75
193	Malanpur	MLAR	JHS	MP	E	NSG 6	0.07	43,070	118
194	Malanpur	MLAR	JHS	MP	E	NSG 6	0.77	121,545	333
194	Moth	MOTH	JHS	UP	E	NSG 6	0.03	9,855	27
195	Mustara	MSV	JHS	UP	E	NSG 6	0.52	148,555	407
196	Mataundh	MTH	JHS	UP	E	NSG 6	0.11	88,330	242
197	Motijheel	MTJL	JHS	MP	E	NSG 6	0.01	12,775	35
198	Mohasa	MXS	JHS	MP	E	NSG 6	0.01	12,775	35
198	Mohasa	MXS	JHS	MP	E	NSG 6	0.01	26,280	72
199	Matatila	MZX	JHS	UP	E	NSG 6	0.04	26,280	72
199	Matatila	MZX	JHS	UP	E	NSG 6	0.01	4,380	12
200	Nandkhas	NDK	JHS	UP	E	NSG 6	0.23	105,485	289
201	Orchha	ORC	JHS	MP	E	NSG 6	0.03	10,950	30
202	Paricha	PIC	JHS	UP	E	NSG 6	0.16	53,655	147
203	Paman	PMN	JHS	UP	E	NSG 6	0.03	12,775	35
204	Parauna	PRN	JHS	UP	E	NSG 6	0.03	12,775	35
204	Parauna	PRN	JHS	UP	E	NSG 6	0.21	109,500	300
205	Patara	PTRE	JHS	UP	E	NSG 6	0.21	109,500	300


PCCM/NCR/ALD


PCE/NCR/ALD 19/6

SN	Station Name	Station code	Name of division	State	Earlier Category of the station	Category based on passenger earning of 2016-17	Annual Passenger earnings during 2016-17 (In Crore)	Total no. of Passengers booked during 2016-17	Daily Avg. No. of passenger booked during 2016-17
206	Ranipur Road	RNRD	JHS	UP	E	NSG 6	0.39	108,770	298
207	Rora	RORA	JHS	UP	E	NSG 6	0.09	36,135	99
208	Rayaru	RRU	JHS	MP	E	NSG 6	0.02	9,125	25
209	Sanichara	SAC	JHS	MP	E	NSG 6	0.05	38,325	105
210	Sank	SANK	JHS	MP	E	NSG 6	0.02	7,118	20
211	Sabalgarh	SBL	JHS	MP	E	NSG 6	0.43	236,520	648
212	Sumaoli	SMV	JHS	MP	E	NSG 6	0.14	155,855	427
213	Sheopur Kalan	SOE	JHS	MP	E	NSG 6	0.24	133,955	367
214	Soni	SONI	JHS	MP	E	NSG 6	0.67	290,175	795
215	Sonagir	SOR	JHS	MP	E	NSG 6	0.29	63,510	174
216	Singhpurdumra	SPDM	JHS	MP	E	NSG 6	0.25	55,115	151
217	Sithouli	STLI	JHS	MP	E	NSG 6	0.02	13,140	36
218	Shivrampur	SWC	JHS	UP	E	NSG 6	0.27	116,070	318
219	Teharka	TKA	JHS	MP	E	NSG 6	0.34	119,355	327
220	Tikamgarh	TKMG	JHS	MP	E	NSG 6	0.64	182,500	500
221	Birari	BRRI	JHS	UP	E	NSG 6	0.02	14,600	40
222	Dariyaganj	DAYG	JHS	MP	E	NSG 6	-	-	-
223	Ishanagar	ISHN	JHS	MP	E	NSG 6	-	-	-
224	Khargapur	KHGP	JHS	MP	E	NSG 6	-	-	-
225	Maharaja Chhatrasal Station Chhatarpur	MCSC	JHS	MP	E	NSG 6	-	-	-
226	Sarkanpur	SKNP	JHS	MP	E	NSG 6	-	-	-
227	Udi Mor Jn.	UDMR	JHS	UP	E	NSG 6	0.03	10,950	30
228	Udaipura	UDPR	JHS	UP	E	NSG 6	0.08	28,470	78
229	Sikroda Kwanri	SIKD	JHS	MP	E	NSG 6	0.02	12,775	35


PCCM/NCR/ALD


PCE/NCR/ALD

SG-1 Class stations over N.C.Railway, Allahabad


SN	Station Name	Station code	Name of division	State	Earller Category of the station	Category based on passenger earning of 2016-17	Annual Passenger earnings during 2016-17 (In Crore)	Total no. of Passengers booked during 2016-17	Daily Avg. No. of passenger booked during 2016-17
-Nil-									


PCCM/NCR/ALD


PCE/NCR/ALD

SG-2 Class stations over N.C.Railway, Allahabad


SN	Station Name	Station code	Name of division	State	Earlier Category of the station	Category based on passenger earning of 2016-17	Annual Passenger earnings during 2016-17 (In Crore)	Total no. of Passengers booked during 2016-17	Daily Avg. No. of passenger booked during 2016-17
-Nil-									


PCCM/NCR/ALD

 19/6
PCE/NCR/ALD

SG-3 Class stations over N.C.Railway, Allahabad

SN	Station Name	Station code	Name of division	State	Earlier Category of the station	Category based on passenger earning of 2016-17	Annual Passenger earnings during 2016-17 (In Crore)	Total no. of Passengers booked during 2016-17	Dally Avg. No. of passenger booked during 2016-17
-Nil-									


PCCM/NCR/ALD


PCE/NCR/ALD

HG 1 Class stations over N.C.Railway, Allahabad

SN	Station Name	Station code	Name of division	State	Earlier Category of the station	Category based on passenger earning of 2016-17	Annual Passenger earnings during 2016-17 (In Lakh)	Total no. of Passengers booked during 2016-17	Dally Avg. No. of passenger booked during 2016-17
-Nil-									


PCCM/NCR/ALD


PCE/NCR/ALD

HG 2 Class stations over N.C.Railway, Allahabad

SN	Station Name	Station code	Name of division	State	Earlier Category of the station	Category based on passenger earning of 2016-17	Annual Passenger earnings during 2016-17 (In Lakh)	Total no. of Passengers booked during 2016-17	Daily Avg. No. of passenger booked during 2016-17
1	Deen Dayal Dham	DDDM	AGC	UP	F	HG 2	20.48	84,008	230
2	Aulenda	AED	AGC	UP	F	HG 2	5.92	53,705	147
3	Dhana Kherli Halt	DXK	AGC	RAJ	F	HG 2	5.68	41,640	114
4	Birambad	BAMA	AGC	RAJ	F	HG 2	6.29	41,468	114
5	Banchari	BNCR	AGC	HR	F	HG 2	18.30	265,522	727
6	Khera Sandhan Halt	KHSN	AGC	UP	F	HG 2	11.75	98,846	271
7	Nagla Tula	NGLT	AGC	RAJ	F	HG 2	6.08	45,630	125
8	Kamalpur Halt	KAMP	ALD	UP	F	HG 2	22.43	234,762	643
9	Patra	PTRA	ALD	UP	F	HG 2	5.21	48,488	133
10	Pakhna	PKNA	ALD	UP	F	HG 2	20.71	170,411	467
11	Baba Lakshman Das Puri Halt	BBLK	ALD	UP	F	HG 2	9.03	75,951	208
12	Ugarpur	UGP	ALD	UP	F	HG 2	6.16	48,275	132
13	Araon	AON	ALD	UP	F	HG 2	6.49	46,370	127
14	Mainpuri Kacheri Halt	MPUE	ALD	UP	F	HG 2	5.48	41,684	114
15	Boraki Halt	BRKY	ALD	UP	F	HG 2	12.91	222,373	609
16	Gangraul Halt	GNRL	ALD	UP	F	HG 2	15.95	155,413	426
17	Parjani Halt	PJY	ALD	UP	F	HG 2	8.27	49,206	135
18	Roshan Mau Halt	RMW	ALD	UP	F	HG 2	8.47	73,858	202
19	Shiwala Tehu Halt	SWT	ALD	UP	F	HG 2	5.84	52,800	145
20	Itehar	AAH	JHS	MP	F	HG 2	13.93	83,220	228
21	Charkhari Road	CRC	JHS	UP	F	HG 2	19.44	75,190	206
22	Dapsaura	DPSR	JHS	UP	F	HG 2	6.61	65,700	180
23	Ghutai	GTI	JHS	UP	F	HG 2	26.61	124,830	342
24	Ingohta	IGTA	JHS	UP	F	HG 2	9.45	54,750	150
25	Rajnagar K Halt	RJAK	JHS	MP	F	HG 2	6.89	30,295	83
26	Sirhi Itara	SIRA	JHS	UP	F	HG 2	8.72	73,000	200


PCCM/NCR/ALD

 19/6
PCE/NCR/ALD

HG 3 Class stations over N.C.Railway, Allahabad

SN	Station Name	Station code	Name of division	State	Earlier Category of the station	Category based on passenger earning of 2016-17	Annual Passenger earnings during 2016-17 (In Lakh)	Total no. of Passengers booked during 2016-17	Daily Avg. No. of passenger booked during 2016-17
1	Tarchhera Baraoliran	TBL	AGC	RAJ	F	HG 3	3.83	33,404	92
2	Singarpur	SNPR	AGC	UP	F	HG 3	1.95	19,000	52
3	Baseri	BED	AGC	RAJ	F	HG 3	1.03	10,300	28
4	Angai Halt	AGE	AGC	RAJ	F	HG 3	0.29	2,135	6
5	Bagthar	BFG	AGC	RAJ	F	HG 3	-	-	-
6	Bhajera	BJRA	AGC	RAJ	F	HG 3	1.10	8,372	23
7	Bhuda	BUDA	AGC	RAJ	F	HG 3	0.77	6,070	17
8	Dantia	DTF	AGC	RAJ	F	HG 3	3.23	23,020	63
9	Nohbachhamadi	NHB	AGC	RAJ	F	HG 3	3.89	34,251	94
10	Nurpura Halt	NPH	AGC	RAJ	F	HG 3	0.56	5,550	15
11	Ranpura	RNB	AGC	RAJ	F	HG 3	0.24	2,050	6
12	Shri Ghasi Nagar	SHGN	AGC	RAJ	F	HG 3	0.37	3,300	9
13	Batesar	BASR	AGC	UP	F	HG 3	-	-	-
14	Dhimsiri	DMSR	AGC	UP	F	HG 3	0.10	822	2
15	Jaitpura	JATP	AGC	UP	F	HG 3	-	-	-
16	Jaitpur Kalan	JTKN	AGC	UP	F	HG 3	-	-	-
17	Karaundhana	KRDN	AGC	UP	F	HG 3	-	-	-
18	Manikpura	MAKP	AGC	UP	F	HG 3	-	-	-
19	Manisingh Ka Pura	MGKP	AGC	UP	F	HG 3	-	-	-
20	Soorothee	SRTE	AGC	RAJ	F	HG 3	0.24	2,355	6
21	Bhadrauli	BDRI	AGC	UP	F	HG 3	-	-	-
22	Garhi Sandra	GIS	AGC	RAJ	F	HG 3	0.34	3,710	10
23	Tindauli	TNUE	ALD	UP	F	HG 3	4.09	34,940	96
24	Awa Garh	AWG	ALD	UP	F	HG 3	1.59	15,400	42
25	Buda Bharthara Halt	BUBT	ALD	UP	F	HG 3	1.83	15,384	42
26	Fatehpur Makrandpur Halt	FPMP	ALD	UP	F	HG 3	0.14	1,222	3
27	Ghasara Halt	GHSR	ALD	UP	F	HG 3	4.86	35,910	98
28	Kuswa Halt	KWW	ALD	UP	F	HG 3	3.27	33,050	91
29	Shrimad Dwarikapuri Halt	SRDW	ALD	UP	F	HG 3	4.18	32,076	88
30	Shahanagar Timarua	SWW	ALD	UP	F	HG 3	4.20	37,750	103
31	Takha	TKHA	ALD	UP	F	HG 3	4.55	36,535	100
32	Takhrau Halt	TKRU	ALD	UP	F	HG 3	4.47	37,613	103
33	Baidpur	BPUR	ALD	UP	F	HG 3	-	-	-
34	Bhujia	BUJA	ALD	UP	F	HG 3	-	-	-
35	Kiratpur	KAPU	ALD	UP	F	HG 3	-	-	-
36	Saiphai	SIPI	ALD	UP	F	HG 3	-	-	-

PCCM/NCR/ALD

PCE/NCR/ALD

HG 3 Class stations over N.C.Railway, Allahabad

SN	Station Name	Station code	Name of division	State	Earlier Category of the station	Category based on passenger earning of 2016-17	Annual Passenger earnings during 2016-17 (In Lakh)	Total no. of Passengers booked during 2016-17	Daily Avg. No. of passenger booked during 2016-17
37	Ashokhar	AXK	JHS	MP	F	HG 3	4.53	32,850	90
38	Bhadroli Halt	BBY	JHS	MP	F	HG 3	1.61	12,045	33
39	Ambikeshwar	ABE	JHS	MP	F	HG 3	2.69	26,645	73
40	Malasa	MLS	JHS	UP	F	HG 3	4.72	20,440	56
41	Bijaipur Road	BJPR	JHS	MP	F	HG 3	2.45	17,520	48
42	Nonera	NNE	JHS	MP	F	HG 3	1.69	15,695	43
43	Bhatpura	BHAT	JHS	MP	F	HG 3	1.67	12,775	35
44	Binaur	BNAR	JHS	UP	F	HG 3	2.95	19,710	54
45	Baripura	BPRA	JHS	UP	F	HG 3	4.41	21,900	60
46	Chithari Halt	CHIT	JHS	MP	F	HG 3	1.46	9,490	26
47	Datarda Kalan	DTQ	JHS	MP	F	HG 3	0.83	6,935	19
48	Durgapuri	DURP	JHS	MP	F	HG 3	0.54	4,380	12
49	Dohru	DXU	JHS	UP	F	HG 3	1.39	9,125	25
50	Kaimarakalan	KAKN	JHS	MP	F	HG 3	0.50	4,015	11
51	Magarpur	MGRR	JHS	UP	F	HG 3	2.94	39,055	107
52	Milavali Halt	MIAL	JHS	MP	F	HG 3	0.92	8,030	22
53	Nurabad	NUB	JHS	MP	F	HG 3	0.53	3,650	10
54	Pipalwali Chowki	PPCK	JHS	MP	F	HG 3	1.05	5,840	16
55	Rethorakalan	RAKL	JHS	MP	F	HG 3	-	-	-
56	Raghoulia	RGLI	JHS	MP	F	HG 3	3.44	22,995	63
57	Rampahari	RMPH	JHS	MP	F	HG 3	1.18	8,760	24
58	Rasulpur Gogamau	RPGU	JHS	UP	F	HG 3	1.27	9,490	26
59	Rayatpura	RYT	JHS	MP	F	HG 3	2.38	21,900	60
60	Sondha Road	SCN	JHS	MP	F	HG 3	3.20	26,280	72
61	Seroni Road	SEX	JHS	MP	F	HG 3	1.69	14,965	41
62	Sikroda	SKU	JHS	MP	F	HG 3	-	-	-
63	Simariatal	SMTL	JHS	MP	F	HG 3	0.59	4,380	12
64	Sillipur	SPRA	JHS	MP	F	HG 3	3.32	22,995	63
65	Semai	SYF	JHS	MP	F	HG 3	3.39	19,345	53
66	Thara	THR	JHS	MP	F	HG 3	-	-	-
67	Tarra Kalan	TKLN	JHS	MP	F	HG 3	4.15	36,135	99
68	Tilaunchi	TLNH	JHS	UP	F	HG 3	4.58	27,375	75
69	Basari	BSRI	JHS	MP	F	HG 3	-	-	-
70	Mawai	MWAI	JHS	MP	F	HG 3	-	-	-
71	Phoop	PHOP	JHS	MP	F	HG 3	-	-	-
72	Rampura	RAPU	JHS	MP	F	HG 3	-	-	-
73	Tila	TILA	JHS	MP	F	HG 3	-	-	-

PCCM/NCR/ALD

PCE/NCR/ALD